

Tomorrow's Treasures Quilt Shop

www.crquilts.com

December 2017, January & February
2018

6122 SW Hwy 200

Ocala, FL 34476

352-690-1915

Tomorrow's Treasures is proud to be your local BERNINA and HandiQuilter Sales and Service Center!


Don't Touch That Tension!

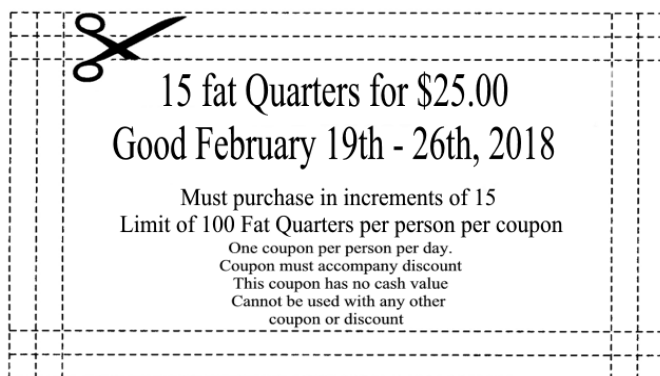
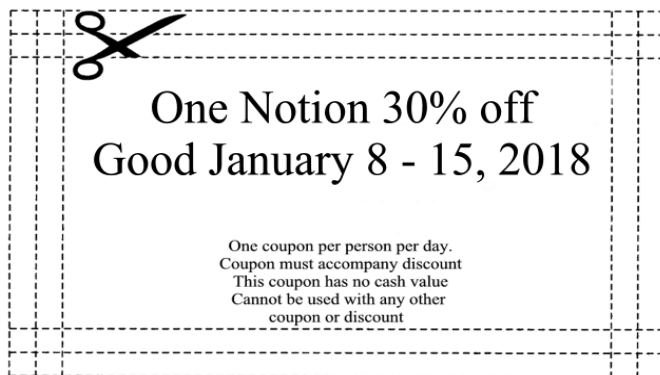
How many times have we heard that from our mother, Home Economics teacher or whom ever we were fortunate enough to have as a sewing teacher? Back then (and it was quite a while for me) there wasn't a whole lot of choices for thread. It was the same weight and we put it in the bobbin and the top. Hence no tension problems. Unless of course the machine needed cleaning, oiling and the attention of the local repair shop.

Now we have wonderful threads in all different weights and made of the most wonderful things. And it's all so yummy, you just have to have the glittery, shiny, glitzy stuff in all those pretty colors. Then you go to use it and that's where the frustration starts.

In a perfect world you would put the same thread in the bobbin as you would in the top. Why should I put my beautiful thread in the bobbin? You're not going to see it plus I want this thin stuff so the bobbin doesn't run out quickly. So now I have different weights and composition of thread top and bottom. So how do I tackle this situation?

1. Clean and oil my machine. This includes running a piece of paper or heavier thread (like pearl cotton) in your tension disks to clean the fuzz out.
2. Thread the machine with the presser foot up. Make sure it is threaded correctly.
3. Make sure my bobbin winder has the proper tension and the bobbin is not wound spongy. The bobbin is in the bobbin case correctly. For Bernina's going clockwise as you are looking at the bobbin in the bobbin case.
4. I have the proper needle for the thread I'm using. For all those wonderful glitzy threads, I use a 90/14 topstitch needle (yes even metallic thread). It has a sharp point and a big eye.
5. I do a test zig zag stitch. If I see bobbin thread on the top, I turn my tension to a lower number loosening the top tension. Perfect tension should look like the picture. This is with two layers of fabric and lightweight stabilizer.
6. If the top thread is bunching or looping on the back then I turn the tension to a higher number.
7. If all this doesn't work, try rethreading both top and bottom. Change the needle (yes I know it's a new needle but I have gotten bad needles out of a new pack twice in 20 years).
8. Still not successful? Then a trip to the local sewing machine shop may be in order.






NEW! Exclusive BERNINA Embroidery Designs in Multiformat CD or USB Stick! In stock now

LET IT SNOW 50 designs, 3 Jumbo Hoop designs, 2 Freestanding Applique Designs. Plus a fun card holder project

TULA PINK QUILT LINES — 44 quilting designs— 2 Jumbo Hoop Designs and 6 embroidered quilt labels Plus a beautiful quilt project



NEW FROM OESD

Just go to <http://embdesignstudio.com/?affiliateid=10178> to order or come in the shop to purchase!

FRUIT QUILTING—by Urban Elements 36 wonderful continuous line designs to enhance any quilt. Includes single and triple run designs.

ZEN ANIMALS 2—3 adorable designs perfect for a tote bag or placemat.

WESTERN BEAUTY 2 — by Mo's Art Studio 6 beautiful Designs to show your love for all things western!



Classes

Saturday, December 9th – **CEO CLUB**—10:00 to 2:00 - Bring in your completed project for a photo shoot. Month 4 of 6 Don't forget show & tell!

Monday, December 18th—**WHAT'S ALL THE HOOP LA? - TEALIGHTS**—10:00 to 3:00 — Tea light holders are a beautiful way to add warmth and light to your Christmas decorations or at your next holiday party. You'll love how the light shines through these machine embroidery designs. Just add your own votive (we highly suggest battery powered). Quick and easy to stitch out, each holder makes a unique and creative gift idea for friends, teachers, or neighbors. Cost: \$25.00 includes embroidery design.



Tuesday, December 12th —**MACHINE MASTERY CLASS 2 - STITCH FUN**—10:00 to 2:00—This class is all about the fun decorative stitches and BERNINA Stitch Regulator. Cost: Free if machine was purchased at Tomorrow's Treasures, If not \$65.00.

Friday, January 5th—**JOY BANNER** —10:00 to 3:00—Learn a fun and unique technique for creating Trapunto with your embroidery machine. You will fall in love with the dimension you'll achieve with this project! We will stitch a Joy wall-hanging perfect for the holiday season. Designs will fit in a 6" x 10" hoop. Cost: \$25.00. plus embroidery design collection of \$49.00.



Thursday, January 4th—**DEMO—QUILTING WITH A CURVED RULER ON YOUR DOMESTIC MACHINE** —10:00 to 11:00—Intrigued by the idea of using rulers with your free-motion quilting? Come learn how to use rulers designed for your domestic machine. Cost: Free

Thursday, January 4th—**HANDS ON QUILTING** 10:00 to 3:30—What to learn free motion quilting? Want to play with rulers on your machine? Each month we will introduce a new ruler and a free motion design around an appliqued heart. At the end of the quilt as you go series you will have 9 heart blocks to make into a beautiful quilt. Cost of this class is \$10.00 per class or \$90.00 for all 10 classes.



Saturday, January 6th —**MACHINE MASTERY CLASS 1—BASIC OPERATION**—10:00 to 3:00—Got a new BERNINA sewing machine??? Join us to learn how to use your new sewing machine while we make a cute Cutter Case. You Must sign up for this class. Cost: Free if machine was purchased at Tomorrow's Treasures, if not \$65.00

Monday, January 8th —**EMBROIDERY MASTERY FOR B790PLUS AND 880PLUS**—10:00 to 3:00 — Come learn what the plus is all about! Cost: Free if machine was purchased at Tomorrow's Treasures, if not \$65.00



Classes Continued

Tuesday, January 9th — **TABLERUNNER TUESDAY—FUNDAMENTALLY FUN**—10:00 to 3:00 — Have you fallen in love with a large print you can't bear to cut up? Show off it's good looks and amazing personality with this wonderful table runner! Cost: \$15.00



Thursdays, January 11th, 18th, 25th, February 1st, 15th and 22nd—**BEGINNING QUILTING**—10:00 to 2:00—Do you want to make a quilt but don't have a clue about how to begin? Learn rotary cutting techniques, machine piecing, marking your quilt design, basting, machine quilting and binding. Plan to leave with a completed 12 block quilt. Six 4 hour sessions. Cost : \$65.00

Friday, January 12th, 26th, February 9th, 23rd, March 2nd , 16th, 30th, April 13th, 27th, May 11th—**WHAT A WHIRL EMBROIDERY BLOCK OF THE MONTH** —10:00 to 2:00 — Create this quilt in just 10 lessons! You will receive 41 designs that include tufted satins, outline quilting and stitch and turn techniques and more! Great for beginners and seasoned embroiderers! Registration is \$20.00 then each class and design fee will be \$10.00 or \$100 for all. Fabric Kit available.



Saturday, January 13th — **CEO CLUB**—10:00 to 1:00 - Bring in your completed project for a photo shoot. Month 5—Almost there?



Monday, January 15th — **SERGER MASTERY**— 10:00 to 12:00 — Are you ready to tame your BERNINA serger? We cover the complete anatomy and understanding threading and using a serger. Learn the different uses of 3-thread and 4-thread overlock stitches, rolled hem with both regular and decorative threads. Cost: Free if machine was purchased at Tomorrow's Treasures, if not \$65.00

Tuesday, January 16th & 23rd — **RAW EDGE APPLIQUE COLLAGE** — 9:30 to 3:30 — Try Something new and different in raw edge appliqué. Chose a unique collage pattern and create a floral masterpiece! This is a two part class. Cost: \$35.00



Friday, January 19th—**BERNINA PLAY DAY—GLITZY GATHERED BASKET**—10:00 to 3:00 — Buttonholes, buttonholes, buttonholes! No need to be scared come see how easy they are as you create a wonderful glitzy gathered basket! Cost \$15.00 pattern included.

Classes Continued

Monday, January 22nd—**SOFTWARE PLAY DAY** — **BLACKWORK RUN**—10:00 to 12:00 — Ever have hand embroidered designs that you wanted to stitch but it just took too long? Blackwork Run to the rescue! In this class we will digitize over a picture of the hand embroidery and make it into a digitized design! Cost for this class \$10.00 pattern included.



Monday, January 22nd — **EMBROIDERY PLAY DAY**— **HEART TO HEART TABLE MAT** - 12:30 to 3:30 — We will stitch out our design with perfect placement. Cost of this class: \$15.00



Saturday, January 27th—**LONGARM CLUB**—10:00 to 1:00 — Open to anyone that has or is interested in owning a longarm or midarm. Any brand is welcome! Bring Show & Tell and all your questions. Our program for this month will be Couching—oh what fun! Art & Stitch Program is Playing with Rays. Cost: Free

Monday, January 29th—**WHAT'S ALL THE HOOP LA? - TRINKET TRAYS**—10:00 to 3:00 — Create fun, inspirational trays to hold everything from sewing supplies to jewelry! Use the blank file with masculine fabrics for a great gift for your favorite guy! Cost: \$30.00 includes embroidery designs.



Tuesday, January 30th—**HANDS ON WITH BERNINA SOFTWARE V8**—10:00 to 1:00 Class 1 of 12 — Just the basics—How to set up your software for maximum benefit and navigating the software. Cost: Free if software was purchased at Tomorrow's Treasures, If not \$350.00 per set of 12 classes.

Tuesday, January 30th, February 27th, March 27th, April 24th, May 29th, June 26th, July 31st, August 28th, September 25th, October 30th, November 27th and December 11th—**\$10.00 QUILT CLUB**—2:30 to 3:30 — We meet on the last Tuesday of each month at 2:30 to show us your previous month's block and receive the kit and instructions for the next month's block. You pay a one-time fee at the beginning of the program just \$10.00. So sign up for the first month and come find out what it's all about!



Friday, February 2nd — **SIMPLE ELEGANT TEE**—10:00 to 2:00 — Simple-Elegant Tee is a must-have addition to your wardrobe. The tee is a one-piece pattern! Three sleeve styles: Kimono, Cap & Dolman, two necklines: Scoop & V neck, and three lengths are interchangeable to create a simple key piece for all-day style and elegance! Sizes 8-24 Bring your serger or your machine. Cost of this class: \$25.00

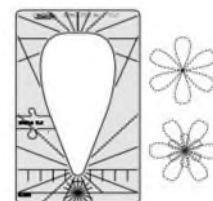
Classes Continued

Monday, February 5th and 12th — **TEA TIME PLACEMAT**—9:30 to 3:30 — Cute, fun, small, fast, and striking, these little leaves are sure to impress at any tea time gathering! Monday, February 5th is a cutting class so you can speed thru the assembly on February 12th. This is a two part class. Cost:\$25.00



Tuesday, February 6th — **MACHINE MASTERY CLASS 1—BASIC OPERATION**—10:00 to 3:00—Got a new BERNINA sewing machine??? Join us to learn how to use your new sewing machine while we make a cute Cutter Case. You Must sign up for this class. Cost: Free if machine was purchased at Tomorrow's Treasures, if not \$65.00

Thursday, February 8th— **DEMO—QUILTING WITH SPIN-E-FEX RULERS ON YOUR DOMESTIC MACHINE** —10:00 to 11:00—Intrigued by the idea of using rulers with your free-motion quilting? Come learn how to use rulers designed for your domestic machine. Cost: Free



Thursday, February 8th— **HANDS ON QUILTING**—10:00 to 3:30—What to learn free motion quilting? Want to play with rulers on your machine? Each month we will introduce a new ruler and a free motion design around an appliqued heart. At the end of the quilt as you go series you will have 9 heart blocks to make into a beautiful quilt. Cost of this class is \$10.00 per class or \$90.00 for all 10 classes.

Saturday, February 10th— **CEO CLUB**—10:00 to 2:00 - Last Class! Bring in your completed project for a photo

Tuesday, February 13th — **TABLERUNNER TUESDAY—WEDGE TABLE TOPPER**—10:00 to 3:00 — Create this one-of-a-kind round table topper pattern using Northcott's Stripped Fabric by Deborah Edwards. Whether you spruce up that square table or make one to give as a house warming gift, it is sure to be a delight for all.



Cost: \$15.00



Friday, February 16th— **BERNINA PLAY DAY—PLAYING WITH DECORATIVE STITCHES** — 10:00 to 3:00 — Recycle an old pair of jeans and leftover zipper pieces into a work of art - make a handy bag with optional strap for make-up, toiletries, or to use as a small purse. There are no raw edge seams inside this bag - all seams are hidden! Bag is approximately 6" x 8 1/2". Cost: \$25.00 Includes Pattern

Saturday, February 17th— **EMBROIDERY MASTERY** —10:00 to 2:00—Thread and stabilizers got you confused? Come learn all the ins and outs of embroidery with your new BERNINA embroidery machine! Cost: Free if machine was purchased at Tomorrow's Treasures, If not \$65.00.



Classes Continued

Monday, February 19th — **SOFTWARE PLAY DAY—DIGITIZING FOR CUTWORK**—10:00 to 12:00 — Discover the versatility of the BERNINA CutWork Software & Accessory. Cut many layers of fabric quickly & easily eliminating tedious cutting for cutwork, appliqué & quilting. Please bring your laptop Cost of this class: \$5.00




Monday, February 19th — **EMBROIDERY PLAY DAY— FRACTURED RUNNER** - 12:30 to 3:30 — We will stitch out our design with the cutwork tool. Cost of this class: \$15.00

Tuesday, February 20th — **MACHINE MASTERY CLASS 2 - STITCH FUN**—10:00 to 2:00—This class is all about the fun decorative stitches and BERNINA Stitch Regulator. Cost: Free if machine was purchased at Tomorrow's Treasures, If not \$65.00.



Saturday, February 24th—**LONGARM CLUB**—10:00 to 1:00 — Open to anyone that has or is interested in owning a longarm or midarm. Any brand is welcome! Bring Show & Tell and all your questions. Our program for this month will be Pantographs! Art & Stitch Program is Echo Quilting. Cost: Free

Monday, February 26th—**WHAT'S ALL THE HOOP LA? - ZIPPERED MESH POUCHES**—10:00 to 3:00 — Make zipper and thread mesh pouches in different sizes. Embellish with decorative fibers and fabrics! Lots of possibilities! Cost: \$30.00 includes embroidery designs.



Tuesday, February 27th—**HANDS ON WITH BERNINA SOFTWARE V8**—10:00 to 1:00 Class 2 of 12 — Lettering and monogramming. Cost: Free if software was purchased at Tomorrow's Treasures, If not \$350.00 per set of 12 classes.



Tuesday, February 27th, March 27th, April 24th, May 29th, June 26th, July 31st, August 28th, September 25th, October 30th, November 27th and December 11th—**\$10.00 QUILT CLUB**—2:30 to 3:30 — We meet on the last Tuesday of each month at 2:30 to show us your previous month's block and receive the kit and instructions for the next month's block. You pay a one-time fee at the beginning of the program just \$10.00.

Open 9:00 to 4:00 Monday through Saturday!

December 2017

Sun	Mon	Tue	Wed	Thu	Fri	Sat
					1 <u>HandiQuilter Event</u>	2 <u>HandiQuilter Event</u>
3	4	5	6	7	8	9 <u>CEO CLUB</u> 4 of 6 10:00 to 2:00
10	11	12 <u>MACHINE MASTERY 2</u> Stitch Fun 10:00—3:00	13	14	15	16
17	18 <u>WHAT'S ALL THE HOOP LA?</u> Tealights 10:00 to 3:00	19	20	21	22	23
24/31	25 MERRY CHRISTMAS	26	27	28	29	30

MERRY SWISSMAS

December 12th-18th—25% off BERNINA Software

December 19th—January 2nd—BERNINA accessories are 25% off!

December 1st—January 2nd—0% interest for 48 months—come in for details!

December 1st—January 2nd—Buy a B770 and get the Embroidery Unit free!

January 2018

Sun	Mon	Tue	Wed	Thu	Fri	Sat
	1 Happy New Year!	2	3	4 DEMO — QUILTING WITH RULERS ON YOUR DOMESTIC MACHINE 10:00 to 11:00 HANDS ON QUILTING 1:00 to 3:30	5 JOY BANNER 10:00 to 3:00	6 MACHINE MASTERY 1 Basic Operation 10:00–3:00
7	8 EMBROIDERY MASTERY FOR 790PLUS AND 880PLUS 10:00 to 2:00	9 TABLE RUNNER TUESDAY Fundamentally Fun 10:00 to 3:00	10	11 BEGINNING QUILTING Class 1 of 6 10:00 to 2:00	12 WHAT A WHIRL EMBROIDERY BLOCK 1 of 12 10:00 to 2:00	13 CEO CLUB 5 of 6 10:00 to 2:00
14	15 SERGER MASTERY 10:00 to 12:00	16 RAW EDGE APPLIQUÉ COLLAGE Class 1 of 2 9:30 to 3:30	17	18 BEGINNING QUILTING Class 2 of 6 10:00 to 2:00	19 BERNINA PLAY DAY Glitzy Basket 10:00 to 2:00	20
21	22 SOFTWARE PLAY DAY 10:00–12:00 EMBROIDERY PLAY DAY Heart To Heart 12:30–3:30	23 RAW EDGE APPLIQUÉ COLLAGE Class 2 of 2 9:30 to 3:30	24	25 BEGINNING QUILTING Class 3 of 6 10:00 to 2:00	26 WHAT A WHIRL EMBROIDERY BLOCK 2 of 12 10:00 to 2:00	27 LONGARM CLUB 10:00 to 1:00
28	29 IT'S A LOT OF HOOP LA Trinket Trays 10:00 to 2:00	30 V8 SOFTWARE MASTERY 1 of 12 10:00 to 1:00 \$10.00 QUILT CLUB 2:30 to 3:30	31	<p>AND THE SPECIALS CONTINUE! <u>December 1st—January 2nd</u>—0% interest for 48 months—come in for details! <u>December 1st—January 2nd</u>—Buy a B770 and get the Embroidery Unit free!</p>		

February 2018

Sun	Mon	Tue	Wed	Thu	Fri	Sat
				1 <u>BEGINNING QUILTING</u> Class 4 of 6 10:00 to 2:00	2 <u>SIMPLE ELEGANT TEE</u> 10:00 to 2:00	3
4	5 <u>TEA TIME PLACEMATS</u> (pre cutting) 10:00 to 12:00	6 <u>MACHINE MASTERY 1</u> Basic Operation 10:00–3:00	7	8 <u>DEMO – QUILTING WITH RULERS ON YOUR DOMESTIC MACHINE</u> 10:00 to 11:00 <u>HANDS ON QUILTING</u> 1:00 to 3:30	9 <u>WHAT A WHIRL EMBROIDERY BLOCK</u> 3 of 12 10:00 to 2:00	10 <u>CEO CLUB</u> 6 of 6 10:00 to 2:00
11	12 <u>TEA TIME PLACEMATS</u> 10:00 to 3:30	13 <u>TABLE RUNNER TUESDAY</u> Wedge Topper 10:00 to 3:00	14	15 <u>BEGINNING QUILTING</u> Class 5 of 6 10:00 to 2:00	16 <u>BERNINA PLAY DAY</u> Decorative Stitches 10:00 to 2:00	17 <u>EMBROIDERY MASTERY</u> 10:00 to 2:00
18	19 <u>SOFTWARE PLAY DAY</u> 10:00–12:00 <u>EMBROIDERY PLAY DAY</u> Fractured Runner 12:30–3:30	20 <u>MACHINE MASTERY 2</u> Stitch Fun 10:00–3:00	21	22 <u>BEGINNING QUILTING</u> Class 6 of 6 10:00 to 2:00	23 <u>WHAT A WHIRL EMBROIDERY BLOCK</u> 4 of 12 10:00 to 2:00	24 <u>LONGARM CLUB</u> 10:00 to 1:00
25	26 <u>IT'S A LOT OF HOOP LA</u> Mesh Bags 10:00 to 2:00	27 <u>V8 SOFTWARE MASTERY</u> 2 of 12 10:00 to 1:00 <u>\$10.00 QUILT CLUB</u> 2:30 to 3:30	28	<p><u>BERNINA LOVES EMBROIDERY</u> Celebrate National Embroidery Month! February 1st–28th—50% off Bernina Toolbox Software, Embroidery Hoops and Embroidery Units February 8th–12th—0% interest for 60 months—come in for details!</p>		